Toyota RAV-4; Modell 2010

EU-Pedestrian Protection Guard 60 with horizontal Pipe 42 /
EU-Personenschutzbügel 60 mit Querrohr 42
EU-Pedestrian Protection Guard 70 / EU-Personenschutzbügel 70

Fitting Instructions

Montageanleitung • Instructions de montage
Instrucctionnes de montaje • Manual



60 Minuten

Artikel-Nr:
10Z 4213 Stainless Steel
10Z 5213 Steel black
10Z 9213 Mounting Set

10Z 4313 Stainless Steel
10Z 5313 Steel black
10Z 9313 Mounting Set

Revision 1: 20.8.2010

antec
www.antec-online.de

Toyota RAV-4; Modell 2010

EU-Pedestrian Protection Guard 60 with horizontal Pipe 42 / EU-Personenschutzbügel 60 mit Querrohr 42

EU-Pedestrian Protection Guard 70 / EU-Personenschutzbügel 70

Required tools / Benötigte Werkzeuge / Outillage requis / Herramientas necesarias

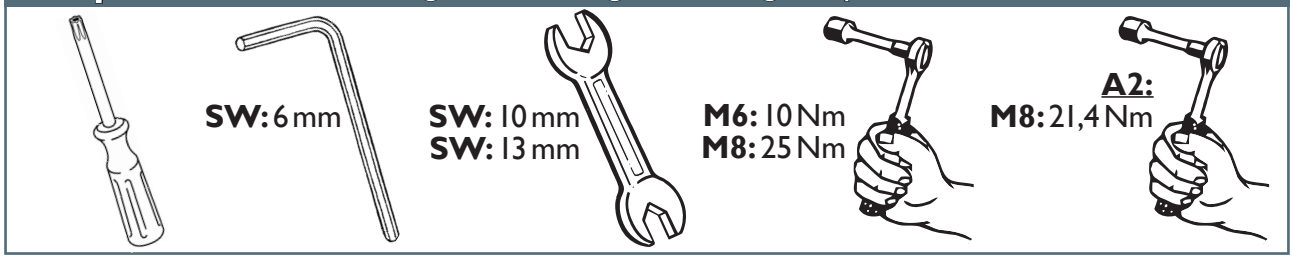

Parts list / Teileliste / Lista de accesorios

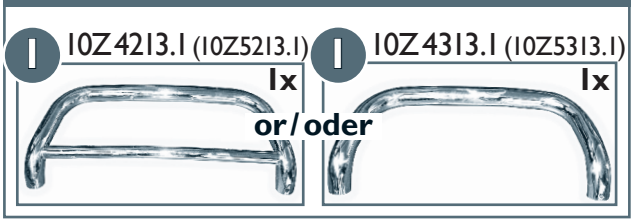

Mounting set 10Z 9213 / Montagesatz 10Z 9213
Mounting set 10Z 9313 / Montagesatz 10Z 9313



Standard Parts list / Normteileliste

a		M6x25; DIN 933 Zn	4x
b		M8x20; DIN 933 A2	2x
c		M8x25; DIN 933 Zn	2x
d		M8x20; DIN 912 Zn	2x
e		M6; DIN 934 Zn	2x
f		M8; DIN 934 Zn	2x
g		ø6; DIN 127 Zn	6x
h		ø8; DIN 127 A2	2x
i		ø8; DIN 127 Zn	2x
k	10Z9213 only!	ø4,2; DIN 9021 A2	2x
m		ø6,4; DIN 9021 Zn	6x
n		ø8,4; DIN 9021 A2	2x
o		ø8,4; DIN 9021 Zn	4x
p	10Z9213 only!	ø3,5x13; DIN 7981 B A2	2x
q		SW 10	2x
r		SW 13	6x

Artikel-Nr:

10Z 4213 Stainless Steel
10Z 5213 Steel black
10Z 9213 Mounting Set

10Z 4313 Stainless Steel
10Z 5313 Steel black
10Z 9313 Mounting Set

Revision 1: 20.8.2010

antec
www.antec-online.de













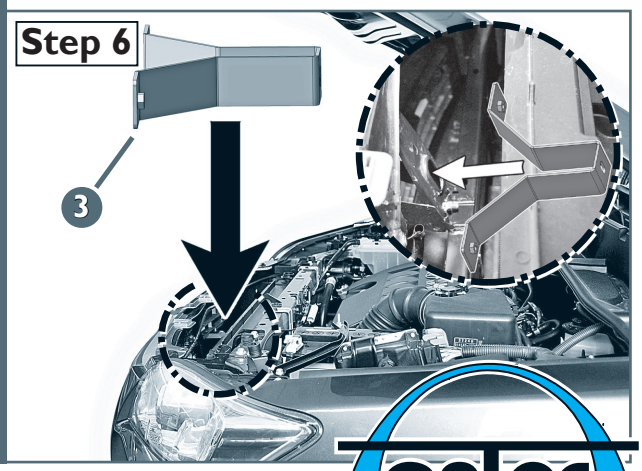

Artikel-Nr:
10Z 4213 / 10Z 4313

Revision I: 20.8.2010

www.antec-online.de

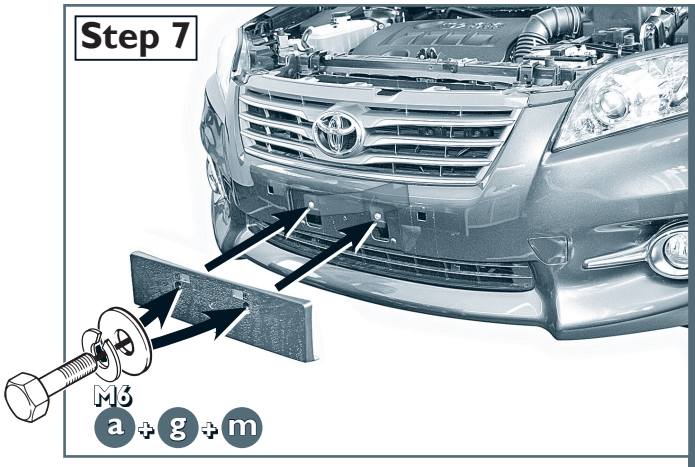







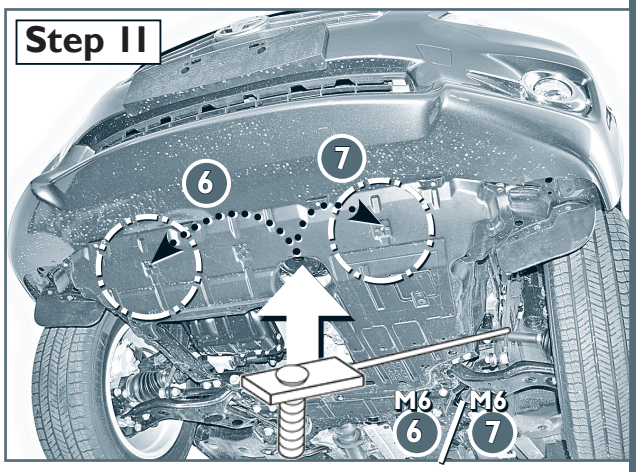

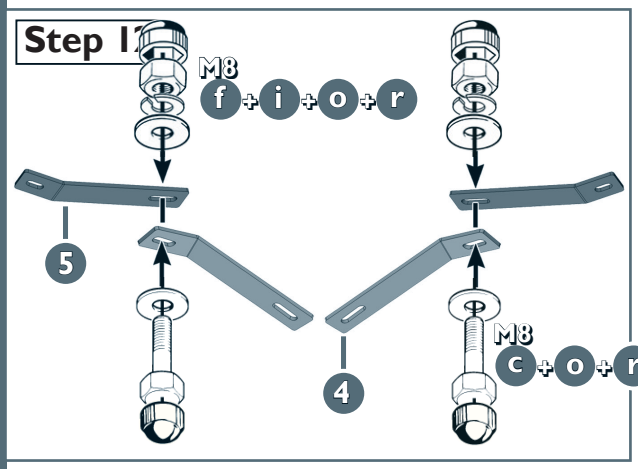

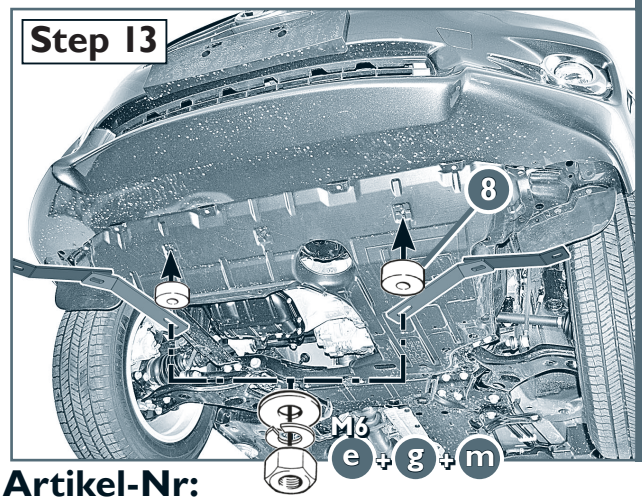

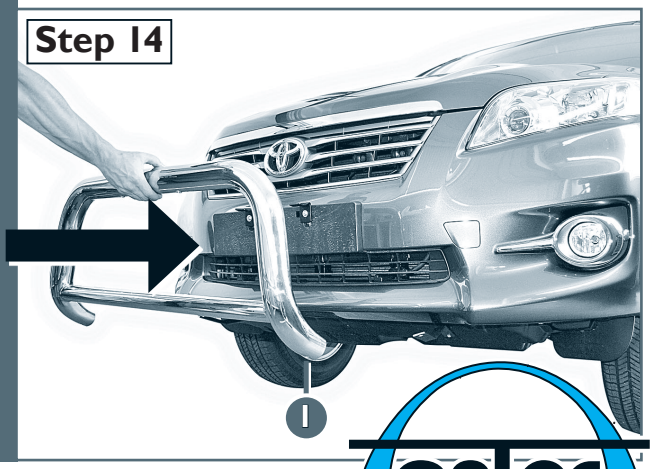

Artikel-Nr:
10Z 4213 / 10Z 4313

Revision 1: 20.8.2010


Step 15
M8
b + h + n + r
M8
d


Step 16
M6:
10 Nm
M8
25 Nm


Step 17
nur 10Z4213
10Z4213 only
9


Step 18
nur 10Z4213
10Z4213 only
p + k


Step 19
M6:
10 Nm
M8
25 Nm